

Dear Willow Class,





It has been an absolute pleasure teaching you this year. You made me feel so welcome when I first came to join the infants! Your kindness helped me to feel at home. Thank you! I loved learning about Florence Nightingale with you as it was my first time on this topic. The Great Fire of London was also so amazing to learn all about, I will always remember Sammy the Street dog who nearly set his tail on fire and Samuel Peeps who decided to hide his cheese by burying it underground! Thank you for helping me to learn my new role as a Year 2 teacher and thank you for being the best class EVER!!!

It has been a very strange school year, I feel a wish we had had a whole year together but at least we can all see each other in September again and you can come and chat to me anytime. You have all made me so proud with how mature and sensible you have been throughout everything.

Well done for working so hard on your home learning, I have loved seeing what you have been up to on Purple Mash.

As we enter our final week of school for this year, I wanted to make our home learning a little different. Whilst at home please choose from the following activities. I hope they will help you to reflect on our time together in year two and look forward to the wonderful year you will have in year three.

Love from Mrs Despard

<p>MEMORIES</p> 	<p>Over the year, your child will have created many school memories to cherish forever. Capture these memories in a fun way by asking your child to create a 'Memory jar.' Using paper ask your child to write or draw their favourite memories on the paper and then fill the jar with them. They can use different colours to show different categories e.g. blue for friendship, yellow for teachers, red for favourite lessons, green for school trips. Use a jam jar or a plastic bottle collect their memories and personalise with decorations or they could draw a large jar and colour it in and label memories outside!</p>	<p>ACHIEVEMENTS</p> 	<p>Your child has achieved so much over the course of the year and now is the time to reflect on what makes them proud. Ask your child to think about their proudest achievements. After talking about them choose one. Work together to design and create an achievement medal. Do this by cutting out a piece of cardboard (you could use a cereal box) and draw a circle or star shape, paint it gold or stick shiny paper to it or cover it with foil. Write number one on the medal and add string or a medal. I would love to see a photo so send it to me at info@broadfield.oldham.sch.uk</p>
<p>INDIVIDUAL QUALITIES</p> 	<p>Ask your child to think about what makes them special. What makes them different to other people? You could ask other family members to contribute to this too and record a list of your child's individual qualities together. Following this ask your child to record their qualities on a template (see example below.) Talk about the importance of being unique together.</p>	<p>GOAL SETTING</p> 	<p>Read or listen to the story 'Giraffes Can't Dance' https://safeyoutube.net/w/tUGG Talk about how Gerald showed determination when trying to achieve his goals. Ask your child what they would like to achieve next year. E.g. improve my handwriting, count in 10s, show kindness to others. After this ask your child to choose 5 things from the list that they would like to achieve next year. Work together to</p>

create a vision board. This can be done by cutting out pictures that represent the goals, pasting onto card and decorating.

MEMORIES



ACHIEVEMENTS



1



INDIVIDUAL QUALITIES



GOAL SETTING

