


# Year 3 and 4 Home Learning

## Music Week 10

### Wednesday



**HOME**

**PRIMARY TEACHERS**  
Musical School

**SECONDARY TEACHERS AND YOUNG PEOPLE 12-18**  
VIP Studio Sessions

**HOME LEARNING**  
Yumu

**MUSIC HUBS**  
Music Professional

**INTERNATIONAL SCHOOLS**  
Musical School

**DENMARK**  
Musikpartner

**REST OF EUROPE**  
Musikpartner

**PUPIL & TEACHER LOGIN**

**COLLABORATION**  
Projects with other institutions

Click here

## charanga MUSIC PROFESSIONAL

Instrumental Music Classroom Music Workspace Yumu Training and CPD

### FOR INSTRUMENTAL TEACHERS

#### A vibrant modern resource for professional instrumental music teachers

Today's instrumental teacher is an ambassador for the Music Service and the public face of the Music Education Hub. More than ever before, instrumental teachers are required to see their work in the context of the national curriculum and the wider needs of the schools in which they teach.

With a highly regarded CPD and training package, Music Professional is an essential resource for every teacher and a valuable investment in workforce development for the Music Service and Hub.

#### State-of-the-art teaching resources

Music Professional provides state-of-the-art music teaching resources embedded in the very latest educational technology.

It also includes a complete online music world for children that enables them to continue learning between lessons while teachers can track their progress.

[What does Charanga Music Professional include?](#)



#### The new National Curriculum and teaching in school

Music Professional promotes an awareness and understanding of the new National Curriculum. As well as performance materials that encourage instrumental and classroom teachers to work together, a wealth of classroom materials ensure instrumental teachers can take a rounded approach.



**charanga MUSIC PROFESSIONAL**

Instrumental Music Classroom Music Workspace Yumu Training and CPD

**FOR INSTRUMENTAL TEACHERS**

**Teacher Login**

Username

Password

**Login**

Problem logging in? [Get help](#)

**Student Login**

Username

Password

**Login**

Problem logging in? [Get help](#)

**Student and Teacher login**

Username

Password

**Log in**

Problem logging in? [Get help](#)

Username: Unit3 **firstname**  
Password: Broadfield

Type your first name next to unit 3.  
If you struggle please contact school to ask for your login. Put the email to Miss Hanley or Mrs Drabble..  
[office@broadfield.oldham.sch.uk](mailto:office@broadfield.oldham.sch.uk)  
We really want you to try it.




Invite token:

Good afternoon Example!

## Welcome to YUMU

Your musical adventure begins here.



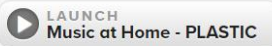
Please try the Plastic Unit of work.

But I have also added timestable practise songs to help you with your Maths. Please try them if you don't know your timestables or if you need a reminder.

Home >

## Music At Home - PLASTIC

### Lessons


 LAUNCH  
Music at Home - PLASTIC

### Overview

Welcome to Music At Home!

These activities build on the music lessons you've been doing at school but with a focus on raising awareness of the issue of plastic waste. You can work through the tasks over a number of sessions.

Click on the launch button on the left hand side to get going.



Click on Launch

**What to do:** Work through the activities in the menu on the right-hand-side.

Don't show me this again



[← Back to the menu](#)

## Music at Home - PLASTIC

Welcome to Music At Home!

PLASTIC: Music At Home

These activities build on the learning you have been doing in school but with a focus on raising awareness of the issue of plastic waste. You can work through the tasks over a number of sessions.

PLASTIC Video - watch this to give you ideas to research, for your own song lyrics (words) and for your own video.

Listen and Appraise - the first time listen to the PLASTIC song but next time you can choose one of the others. Do they tell a story?

Research Task - you need to investigate the issues around plastic; what are the key challenges facing the environment? What facts interest you most?


Learn to Sing the Song - practise singing this until you know all the words off by heart. How can you make each section different?

Rap Gap Fill - practise your rapping skills, make sure the words are clear and add some attitude! Notice how the words are in rhyming couplets and two couplets make a 'chorus' which is four lines long.

Write your own chorus - check your research facts and create your own rhyming couplet! Either repeat this couplet to make a 4-line chorus, or create two couplets and build them together into a 4-line chorus. Your chorus will replace 'Ten green bottles...!' so needs to be the same length.

(Optional) Write your own verse and bridge - you can decide if you would like to replace the verse 'It all began...!' and the bridge 'A sailor went to sea...!' with your own rhyming couplet words.

- PLASTIC Video
- Listen and Appraise - PLASTIC by Susan and Adam Sinclair
- Listen and Appraise - Stop The Feeling!
- Listen and Appraise - Me f And I
- Listen and Appraise - Out - U Can't This
- Listen and Appraise - Prince Of Bel Air
- Listen to Sing the Song - PLASTIC by Susan and Sinclair
- Rap Gap Fill - Max ler
- Listen to Sing the Song - PLASTIC



**Click on the video and do the first two activities on the list. Enjoy!**

**Please let me know what you think of it on PurpleMash email or on a blog.**

**Or email [office@broadfield.oldham.sch.uk](mailto:office@broadfield.oldham.sch.uk)**

**I will know whether you have been on it.**

**I think you can earn points for going on the sites.**