

Unit 3 Home Learning Week 8

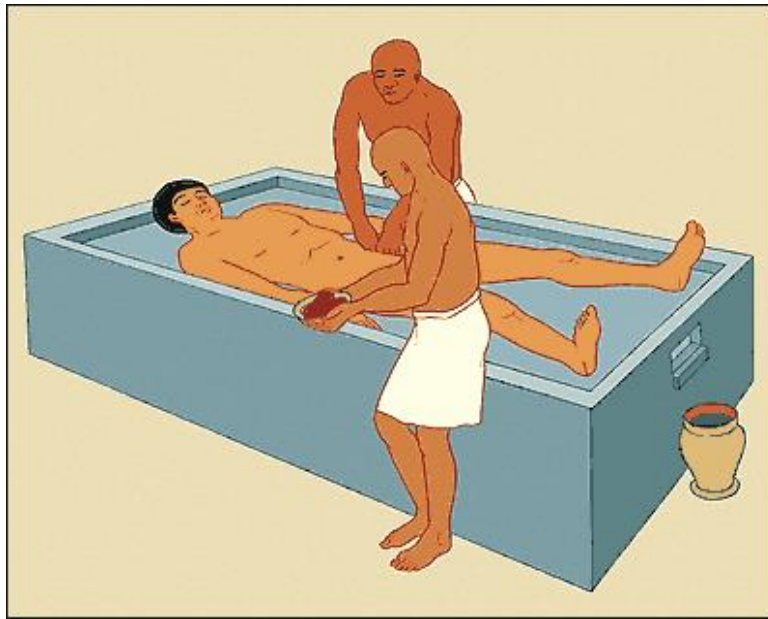
Tuesday - History

<https://www.bbc.co.uk/programmes/p018c9dy>

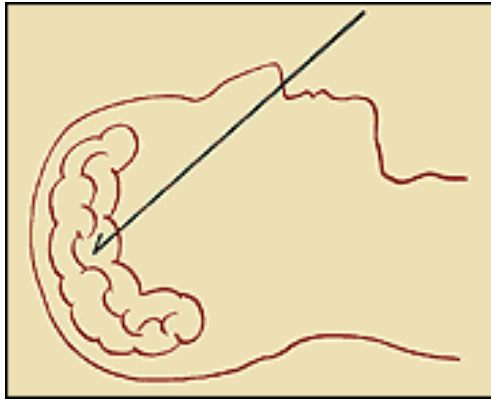
Watch the video about Mummification... and read the process. It was a very long process. Bodies were really taken care of ready to go to the afterlife.



1. The body of Tutankhamen is taken to the tent known as the 'ibu'. There the embalmers wash the body with good-smelling palm wine and rinse it with water from the Nile.



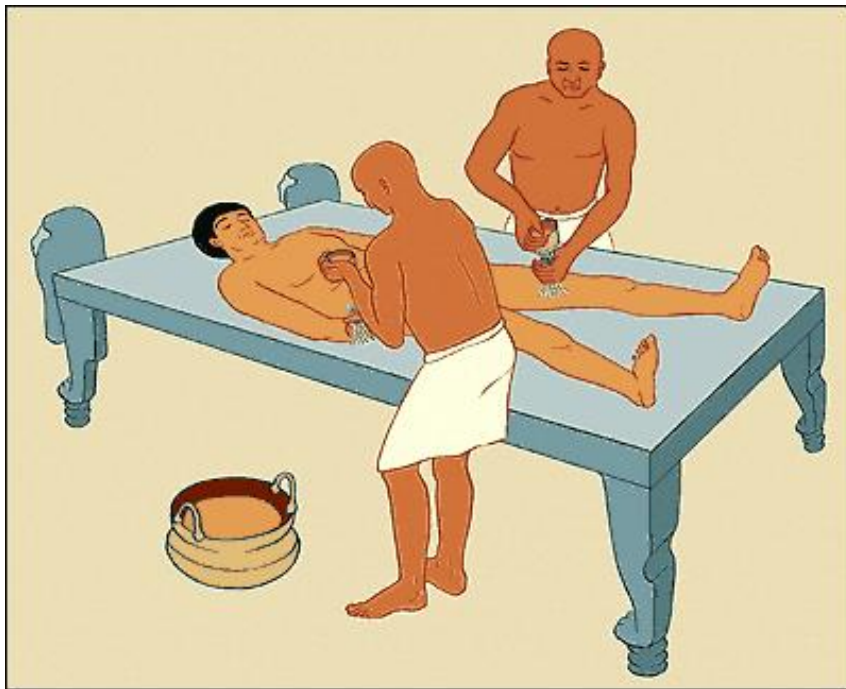
2. One of the embalmer's men makes a cut in the left side of the body and removes many of the internal organs. The liver, lungs, stomach and intestines are washed and packed in natron which will dry them out. The heart is not taken out of the body because it is the centre of intelligence and feeling and the person will need it in the afterlife.




3. A long hook is used to break-up the brain and pull it out through the nose.



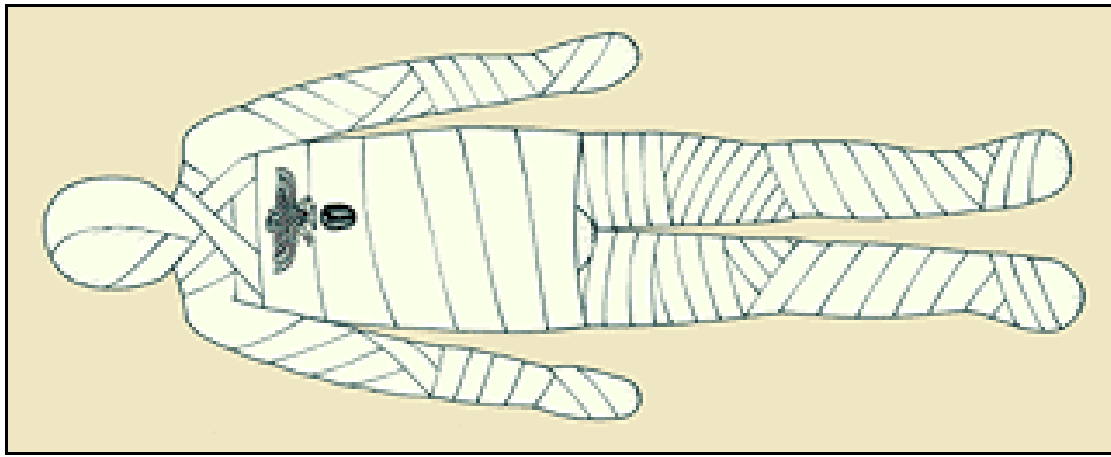
4. The body is now covered and stuffed with natron which will dry it out. All of the fluids, and rags from the embalming process, will be saved and buried along with the body.



5. After forty days the body is washed again with water from the Nile. Then it is covered with oils to help the skin stay elastic.



6. The organs are placed inside canopic jars. The lids of canopic jars represented four gods called the "four sons of Horus".



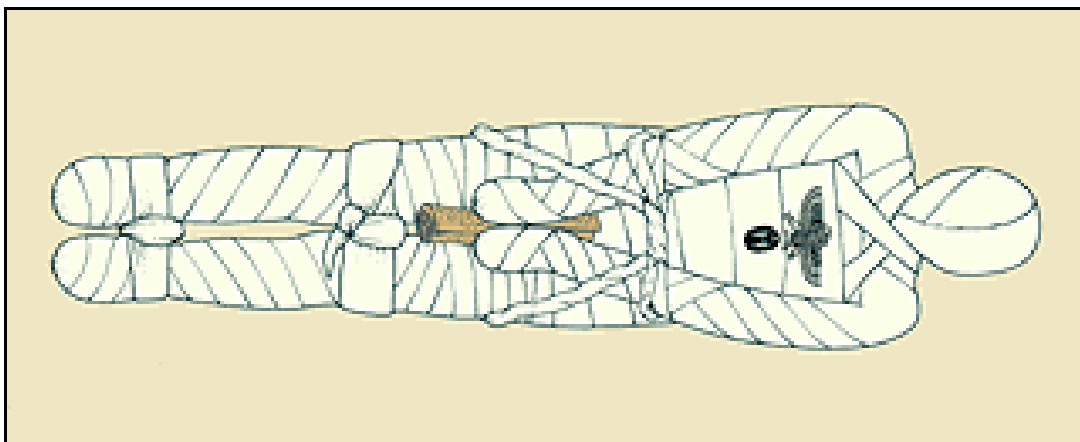
7. The head and neck are wrapped with strips of fine linen. Then the fingers and the toes are individually wrapped.



8. The arms and legs are wrapped separately. Between the layers of wrapping, the embalmers place amulets to protect the body in its journey through the underworld.



9. A priest reads spells out loud while the mummy is being wrapped. These spells will help ward off evil spirits and help the deceased make the journey to the afterlife.



10. The arms and legs are tied together. A papyrus scroll with spells from the Book of the Dead is placed between the wrapped hands.

Without looking at the information above, see if you can do one of these activities.. Check whether you have it right using the information above.

Please send us some of your work..

info@broadfield.oldham.sch.uk

Bronze




Mummies Alive!

The ancient Egyptians believed that mummification would prepare souls for the afterlife.



Wrapping of the body



Drying out process



placed in the sarcophagus



Removal of the brain



Embalming the body



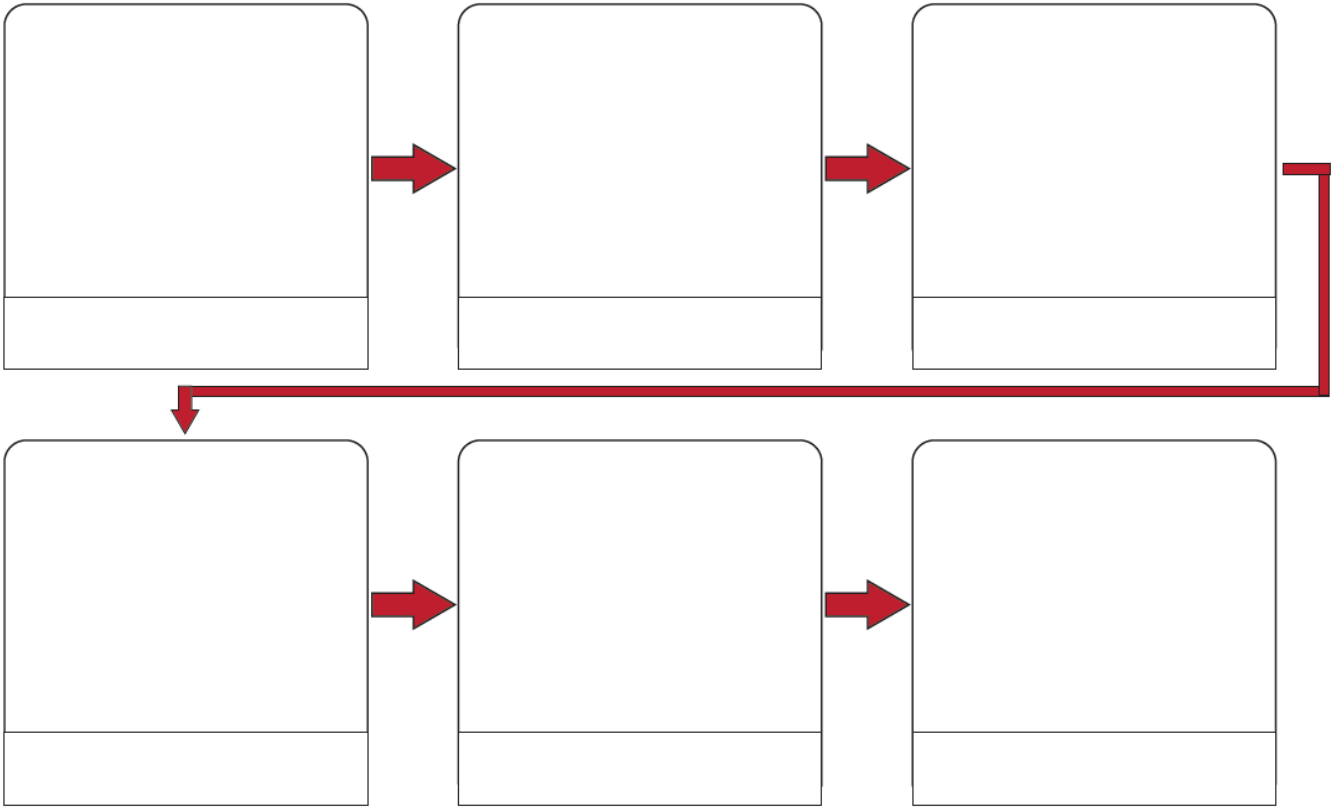
Removal of the organs

Draw the pictures in your own way and write what happens. There is a writing frame below to give you an idea of how to set it out.



Mummies Alive!

The ancient Egyptians believed that mummification would prepare souls for the afterlife.



Silver




Mummies Alive!

The ancient Egyptians believed that mummification would prepare souls for the afterlife.



Wrapping of the body



Drying out process



placed in the sarcophagus



Removal of the brain



Embalming the body



Removal of the organs



Mummies Alive!

The ancient Egyptians believed that mummification would prepare souls for the afterlife.

Blank box for notes with three horizontal lines at the bottom.

Blank box for notes with three horizontal lines at the bottom.

Blank box for notes with three horizontal lines at the bottom.

Blank box for notes with three horizontal lines at the bottom.

Blank box for notes with three horizontal lines at the bottom.

Blank box for notes with three horizontal lines at the bottom.



Mummies Alive!

Cut out the steps and sort into the correct order to describe the process that takes place

Wrapping of the body



The body is wrapped in strips of linen. A papyrus scroll with spells from the Book of the Dead is placed in the hands.

Removal of the brain



A hook is used to soften the brain and pull it out through the nose.



Drying out process

The body was left in natron (salt) for 40 days to dry out. It was then covered with oils and stuffed.



Embalming the body

The body is washed using water from the Nile.

Placed in the sarcophagus



The mummy is put into a sarcophagus and placed in the burial chamber along with the canopic jars, food & possessions.



Removal of the organs

The organs are removed from the body and placed inside of 4 canopic jars.

twinkl.com



Mummies Alive!

The ancient Egyptians believed that mummification would prepare souls for the afterlife.

Empty box for sorting with three horizontal lines at the bottom.

Empty box for sorting with three horizontal lines at the bottom.

Empty box for sorting with three horizontal lines at the bottom.

Empty box for sorting with three horizontal lines at the bottom.

Empty box for sorting with three horizontal lines at the bottom.

Empty box for sorting with three horizontal lines at the bottom.