

Varied Fluency

Step 1: Measure Length (cm)

National Curriculum Objectives:

Mathematics Year 2: (2M2) [Choose and use appropriate standard units to estimate and measure length/height in any direction \(m/cm\); mass \(kg/g\); temperature \(° C\); capacity \(litres/ml\) to the nearest appropriate unit using rulers, scales, thermometers and measuring vessels](#)

Differentiation:

Developing Questions to support measuring length (cm). Measure objects using ruler; always starting at 0; all units shown on ruler.

Expected Questions to support measuring length (cm). Measure objects using ruler; not always aligned with 0; all units shown on ruler.


Greater Depth Questions to support measuring length (cm). Measure objects using ruler; not aligned with 0; missing increments on ruler.

More [Year 2 Length and Height](#) resources.

Did you like this resource? Don't forget to [review](#) it on our website.

Measure Length (cm)

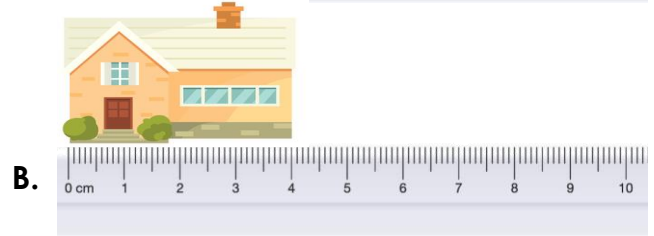
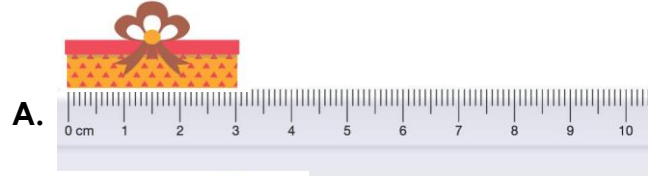
1a. How long are these objects in centimetres?



VF

Measure Length (cm)

1b. How long are these objects in centimetres?




VF

2a. How many centimetres is the arrow showing?



VF

2b. How many centimetres is the arrow showing?



VF

3a. True or false?

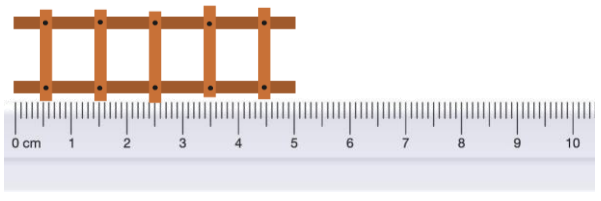
This toy suitcase is 7cm long.



VF

3b. True or false?

This toy ladder is 5cm long.



VF

4a. Match the measurement to the object.



5cm



2cm



VF

4b. Match the measurement to the object.



4cm




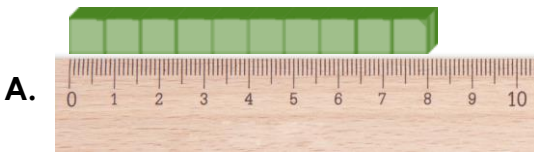
8cm



VF

Measure Length (cm)


5a. How long are these objects in centimetres?



VF

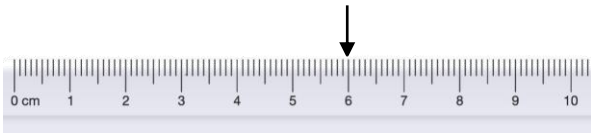
Measure Length (cm)

5b. How long are these objects in centimetres?



VF

6a. Sam draws a 3cm line. He starts at the arrow. What number will he finish at?



VF

6b. Alex draws a 5cm line. She starts at the arrow. What number will she finish at?



VF

7a. True or false?

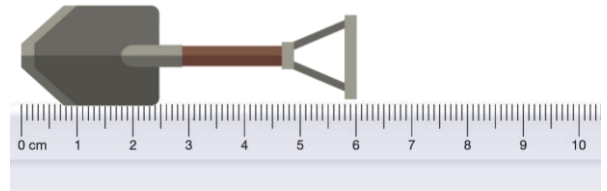
This flower is 5cm long.



VF


7b. True or false?

This toy spade is 6cm long.



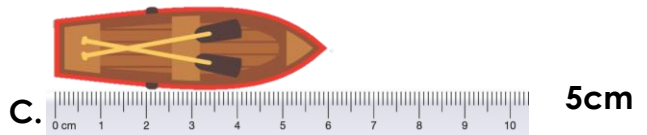

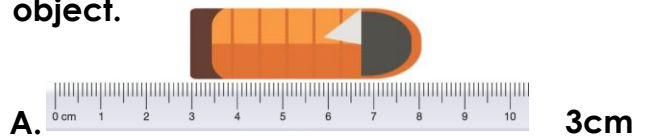
VF

8a. Match the measurement to the toy object.



VF

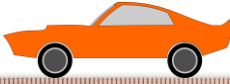
8b. Match the measurement to the toy object.



VF

Measure Length (cm)

9a. How long are these toy objects in centimetres?



VF

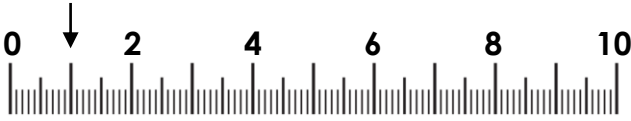
Measure Length (cm)

9b. How long are these objects in centimetres? Measure between the red line.



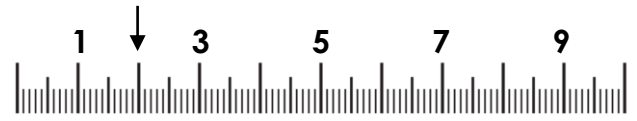
VF

10a. Ben draws a 6cm line. He starts at the arrow. What number will he finish at?



VF

10b. Macy draws a 8cm line. She starts at the arrow. What number will she finish at?



VF

11a. True or false?

This rectangle is 8cm long.



VF

11b. True or false?

This rectangle is 9cm long.



VF

12a. Match the measurement to the object.



3cm



7cm



5cm

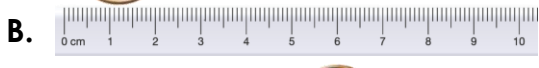


VF

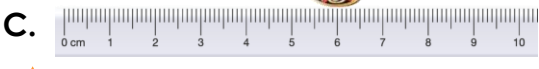
12b. Match the measurement to the object.



5cm



4cm



7cm



VF

Varied Fluency
Measure Length (cm)

Developing

- 1a. **A. 9cm B. 5cm**
- 2a. **2cm**
- 3a. **False, it is 8cm long.**
- 4a. **Calculator = 2cm, Book = 5cm**

Expected

- 5a. **A. 8cm B. 5cm**
- 6a. **9cm**
- 7a. **False, it is 7cm long.**
- 8a. **A = 8cm, B = 5cm, C = 7cm**

Greater Depth

- 9a. **A. 9cm B. 5cm**
- 10a. **7cm**
- 11a. **False, it is 7cm long.**
- 12a. **A = 5cm, B = 3cm, C = 7cm**

Varied Fluency
Measure Length (cm)

Developing

- 1b. **A. 3cm B. 4cm**
- 2b. **8cm**
- 3b. **True**
- 4b. **Aquarium = 8cm, Flag = 4cm**

Expected

- 5b. **A. 4cm B. 7cm**
- 6b. **8cm**
- 7b. **True**
- 8b. **A = 5cm, B = 3cm, C = 6 cm**

Greater Depth

- 9b. **A. 6cm B. 8cm**
- 10b. **10cm**
- 11b. **True**
- 12b. **A = 4cm, B = 7cm, C = 5cm**