




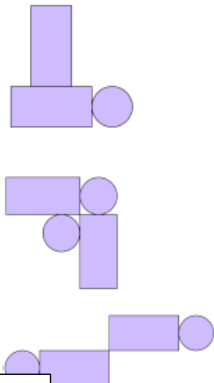
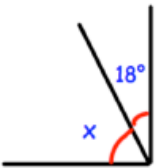



Unit 3 Week 6 Maths

Wednesday Simmering

Choose one section for your simmering then one section for your main activity.
If you fancy a challenge do try the next level

*		**		***	
$3 \times 8 \times 0$ <div style="border: 1px solid black; width: 100px; height: 30px; margin: 0 auto;"></div>	$777 + 6$ <div style="border: 1px solid black; width: 100px; height: 30px; margin: 0 auto;"></div>	9×33 <div style="border: 1px solid black; width: 100px; height: 30px; margin: 0 auto;"></div>	$6.7 + 1.9$ <div style="border: 1px solid black; width: 100px; height: 30px; margin: 0 auto;"></div>	$0.1 = \frac{\square}{\square}$ <div style="border: 1px solid black; width: 100px; height: 30px; margin: 0 auto;"></div>	77×91 <div style="border: 1px solid black; width: 100px; height: 30px; margin: 0 auto;"></div>
Which shape is $\frac{1}{2}$ shaded?	A  B  C  D 	Write the number eight thousand, four hundred and nine in figures		Seb has some rectangular and circular tiles  He makes these patterns with them For each pattern, put a tick if it has a line of symmetry or a cross if it does not.	
Fill in the missing numbers	$\begin{array}{r} 3 \square \\ + \square 3 \\ \hline 72 \end{array}$	Find the size of angle x.		Daisy chooses prime number	
Mrs Henderson has £20 She gives each of her 3 daughters £4 pocket money. How much money does she have left?		Find the perimeter of this square	34cm 	She rounds it to the nearest hundred. Her answer is 100. Write down all the possible prime numbers Daisy could have chosen.	

LO: To solve problems using the Egyptian number system In this lesson you will be using a website.
Please click on the link below:

<https://www.childrensuniversity.manchester.ac.uk/learning-activities/history/ancient-egypt/the-egyptian-number-system/>

The page will look like this... Follow the instructions in the information box (read it and click on next)



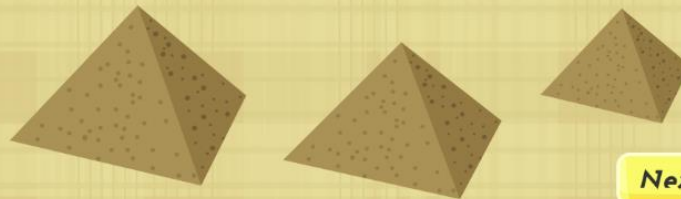
Home > Learning Activities > History > Ancient Egypt > The Egyptian Number System

Ancient Egypt

- Introduction
- Explore Ancient Egypt
- Giza Pyramid Panorama
- Egyptian Timeline
- Ancient Egyptian Gods
- The Egyptian Number System
- Writing in Hieroglyphs
- Making a Mummy
- Egyptian Jigsaw
- Redeem Certificate

Let's take a look at the Ancient Egyptian number system...


We know from the Rhind Papyrus, written over 3500 years ago, in 1550 BCE, that Egyptian engineers and mathematicians used Egyptian number symbols and very clever algebra to build the fantastic pyramids in the Nile Valley.



Next ▶

 **The Egyptian Number System**

You need this page to help you so you might want to write it down on a piece of paper if you cant remember it...



Home > Learning Activities > History > Ancient Egypt > The Egyptian Number System

Ancient Egypt

- Introduction
- Explore Ancient Egypt
- Giza Pyramid Panorama
- Egyptian Timeline
- Ancient Egyptian Gods
- **The Egyptian Number System**
- Writing in Hieroglyphs
- Making a Mummy
- Egyptian Jigsaw
- Redeem Certificate

egyptian mathematicians built their numbers using these symbols:

1		Single stroke	10		Heel bone	100		Coil of rope
1,000		Lotus plant	10,000		Finger	100,000		Frog
1,000,000		Kneeling god	Can you remember these symbols for our Great Egyptian Number Challenge...?					

◀ Back

Next ▶

The Egyptian Number System

There are 6 different challenges.. * do at least stage 1 and 2

**** do at least 1 to 4**

***** do all of them**



Home > Learning Activities > History > Ancient Egypt > The Egyptian Number System

Ancient Egypt

- Introduction
- Explore Ancient Egypt
- Giza Pyramid Panorama
- Egyptian Timeline
- Ancient Egyptian Gods
- The Egyptian Number System**
- Writing in Hieroglyphs
- Making a Mummy
- Egyptian Jigsaw
- Redeem Certificate

The Great Egyptian Number Challenge

The pharaoh is looking for mathematicians to help him build his pyramids. *Can you help?* Choose a stage to start your challenge..






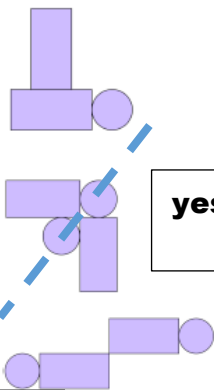

	Stage 1 Number Tiles	Stage 2 Addition & Subtraction	∩
∞	Stage 3 Multiplication	Stage 4 Division	⚡
🐸	Stage 5 Advanced Mix	Stage 6 Pyramid Problems	🗿

← Back

Finish →

The Egyptian Number System

Answers

*		**		***			
$3 \times 8 \times 0$ <div style="border: 1px solid black; padding: 5px; width: fit-content; margin: 10px auto;">0</div>	$777 + 6$ <div style="border: 1px solid black; padding: 5px; width: fit-content; margin: 10px auto;">783</div>	9×33 <div style="border: 1px solid black; padding: 5px; width: fit-content; margin: 10px auto;"> $\begin{array}{r} 33 \\ 9 \times \\ \hline 297 \\ 2 \end{array}$ </div>	$6.7 + 1.9$ <div style="border: 1px solid black; width: 60px; height: 30px; margin: 10px auto;"></div>	$0.1 = \frac{\square}{\square}$ <div style="border: 1px solid black; padding: 5px; width: fit-content; margin: 10px auto;"> $\frac{1}{10}$ </div>	77×91 <div style="border: 1px solid black; padding: 5px; width: fit-content; margin: 10px auto;"> $\begin{array}{r} 91 \\ 77 \times \\ \hline 637 \quad (91 \times 7) \\ 6370 \quad (91 \times 70) \\ \hline 7007 \\ 11 \end{array}$ </div>		
Which shape is $\frac{1}{2}$ shaded? <div style="border: 1px solid black; padding: 5px; width: fit-content; margin: 10px auto;">B</div>	A  B  C  D 	Write the number eight thousand, four hundred and nine in figures <div style="border: 1px solid black; padding: 5px; width: fit-content; margin: 10px auto;">8409</div>	Seb has some rectangular and circular tiles  He makes these patterns with them  <div style="border: 1px solid black; padding: 5px; width: fit-content; margin: 10px auto;">yes</div>	Fill in the missing numbers $\begin{array}{r} 3 \quad 9 \\ + \quad 3 \quad 3 \\ \hline 7 \quad 2 \\ \quad 1 \end{array}$	Find the size of angle x. <div style="border: 1px solid black; padding: 5px; width: fit-content; margin: 10px auto;"> $90 - 18 = 72$ </div>	Find the perimeter of this square <div style="border: 1px solid black; padding: 5px; width: fit-content; margin: 10px auto;"> $34 \div 4 = 8.5$ $= 8 \frac{1}{2}$ </div> 	Daisy chooses a Prime number She rounds it to the nearest hundred. Her answer is 100. Write down all the possible prime numbers Daisy could have chosen. <div style="border: 1px solid black; padding: 5px; width: fit-content; margin: 10px auto;"> 95 to 104 range for rounding to 100. Prime numbers 97, 101, 103 </div>
Mrs Henderson has £20 She gives each of her 3 daughters £4 pocket money. How much money does she have left? <div style="border: 1px solid black; padding: 5px; width: fit-content; margin: 10px auto;"> $3 \times £4 = £12$ $£20 - £12 = £8$ </div>							